



RESEARCH REPORT

AN OPEN LETTER FROM DR LEONARD WECKER WHO HAS BEEN EVALUATING THE GOLD PLATED VORTEX ENERGISER IN HIS CANCER CLINIC FOR OVER 12 MONTHS AND SHARES HIS FINDINGS.

16 AUGUST 2001

Dr Leonard Wecker (MD), General Practitioner - Homeopath

Dr. med. Leonhard Wecker
Allgemeinmedizin
Homöopathie

97450 Arnstein
Thüringer Str. 13
Tel.: 09363 - 5051
Fax.: 09363 - 1383

Dear Friends,

I have been evaluating the gold plated Vortex Energiser in my cancer clinic for over 12 months now and would like to share my findings with you. I use various diagnostic methods for assessing the degree and tendency of cancer formation. "Treatment" with the Vortex Energiser usually involved the patient holding the Vortex Energiser for 45 minutes in a position that felt comfortable or "intuitively right" - often this meant resting the Vortex Energiser on the abdomen whilst lying down.

Leukocyte (White Blood Cell) Test

Leukocytes are the soldiers of the immune system and play an important role in the defence against cancer and infections. There are particularly damaging bacteria called Mycoplasma. They are invisible to the immune system because they do not possess a true cell wall. Mycoplasma can disable leukocytes by wrapping themselves around them. The infected leukocytes are thereby not killed or removed but disabled. The immune system is thus under the false impression that sufficient amounts of leukocytes are available. Mycoplasma is generally thought to be causative agents in cancer development.

When blood is taken from a healthy human being and exposed to the environment, the leukocytes will disappear - they actually dissolve - within 6 hours. When a mycoplasma infection is present, the leukocytes will survive for 24 hours to 7 days. This is because the mycoplasma, which is wrapped around the leukocytes is actually stopping them from being dissolved.

This means that the duration of leukocyte survival is a direct measure for immune system health. I have "treated" non-cancer patients with the Vortex Energiser, whose leukocytes were surviving several days. In

most cases after "treatment", the leukocytes were not detectable after 6 hours. This clearly shows that the Vortex Energiser has an extremely positive effect on the immune system of these patients.

Thrombocyte (platelet) test after Scheidl/Snegotzka

This blood test for pre-tumour diagnosis was developed by Prof. P.W. Scheidl/Snegotzka and presented to the medical community in 1966 in the journal *Clinica Folia Internationalis*, Barcelona (vol. 16, no.6). This test allows for tumours (or even tumour-tendency) to be diagnosed very early on, much earlier than the usual diagnostic methods allow for. Tumour predictions were made up to 8 years before tumour manifestation.

Prior to publication of the platelet test, 12000 tests were carried out with a success rate of 96%.

It is well known that exposed platelets produce certain growths. When prepared according to the Scheidl/Snegotzka method the platelets develop various growth forms. The shape, colour (intensity), length and mobility of these growth forms can be related to certain diseases.

This test involves the use of a dark field microscope at 1000 x magnification. Duration of the test is at least 4 days.

The test gives answers to the following questions:

1. does a patient have a basic tendency to develop a tumour?
2. how fast does this tendency develop into tumour manifestation?
3. how successful is a certain tumour treatment; is there a latent tumour tendency, which might cause a relapse in the future?

Thrombocyte tests with the Vortex Energiser

After "treatment" of cancer patients with the Vortex Energiser marked differences of the platelet growths were noticeable:

Image 46, Patient A - before "treatment":

This image shows platelets (white bodies) with white sword-like growths. The growths are the same brightness as the platelets. They are set in sharp contrast to the dark field background. This image shows clear indications for cancer development.

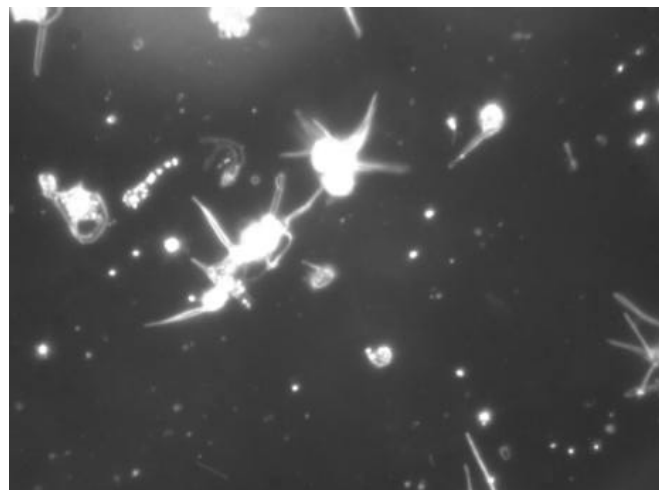


Image 58, Patient A - after "treatment":

This image was taken after a 45 minute "treatment" with the Vortex Energiser. The growths are now grey. This means that the platelets now show reduced tendency for cancer.

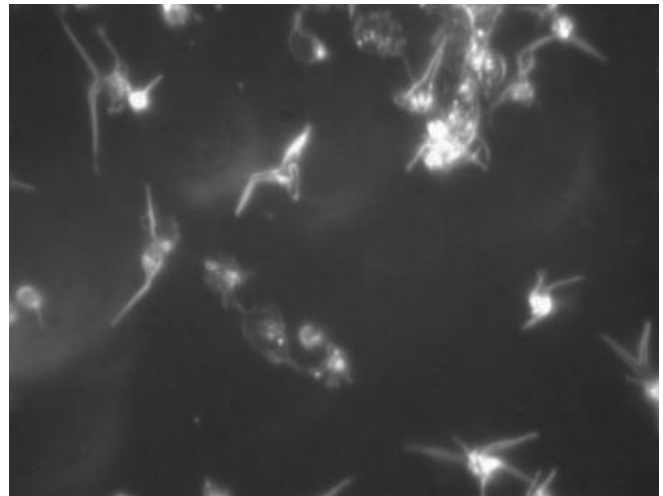


Image 97, Patient B - before "treatment":

Platelets and platelet-clusters, some of which have growths, indicating a tendency for cancer.

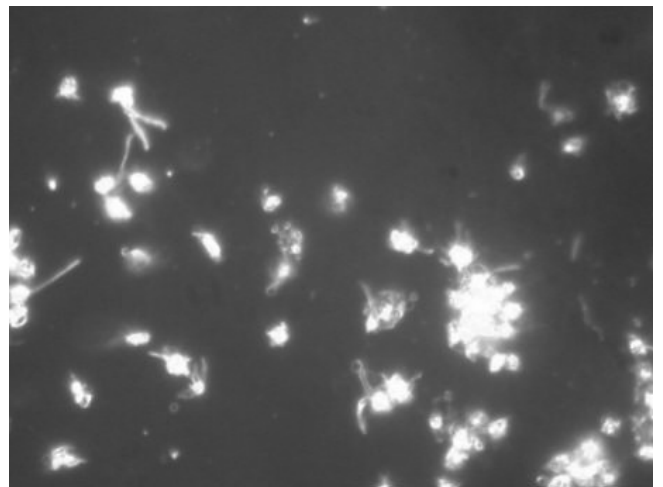
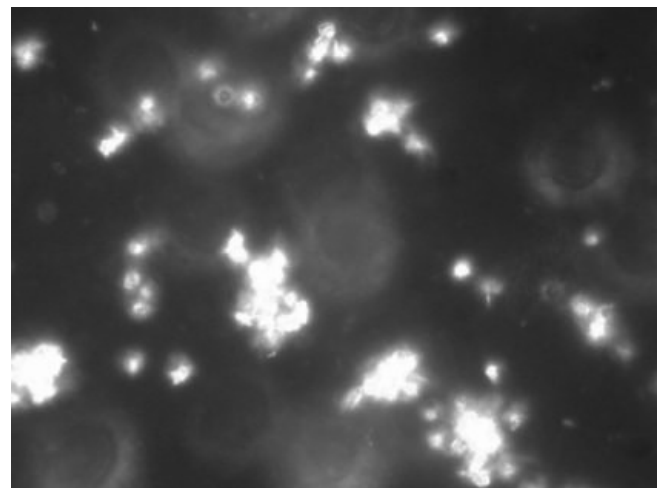


Image 98, Patient B - after 45 minutes "treatment" with the Vortex Energiser:

All growths have disappeared. There is no tendency for cancer anymore.



These images confirm the positive effect of the Vortex Energiser on the immune system.



Rayocomp Measurements

Every illness and all bacteria have their own intrinsic vibrations, which can be measured using the Rayocomp, a computer controlled measuring device. When measuring for diseases, it picks up the frequencies emitted at various parts of the body.


Prof. Scheidl the inventor of the platelet test suffers with malignant lymphoma. When we took measurements with the Rayocomp above the affected area, we obtained the usual 22.5 Hz reading. After placing the Vortex Energiser on the affected area for 8 minutes, the Rayocomp couldn't detect the tumour frequency anymore. At a known area of mediastinal metastases, the tumour frequency disappeared within 5 minutes of applying the Vortex Energiser.

As you can imagine, Prof. Scheidl is completely overjoyed. He runs a microbiological research lab in Argentina and believes that in vivo and in vitro growth of bacteria could be stopped with the Vortex Energiser. He further believes that Vortex Energiser could be successfully used in the therapy of specific forms of manic depression.

Finally, I'd like to mention a patient with carcinoma of the uterus. She lay the Vortex Energiser on her abdomen for 45 minutes, during which she experienced extreme pain in the tumour. In biological tumour therapy this is generally taken as a positive sign that the body is beginning to fight the tumour.

With best regards

16.8.2001



Dr. Leonhard Wecker.

About the Centre for Implosion Research

The Centre for Implosion Research was founded in December 1997 by Dolly Knight, MBBS, GCHM and Jonathan Stromberg, BSc, MSc, DIC, FGS.

The Centre's mission is to realise Viktor Schauberger's goals by developing a type of technology that is antithetical to the conventional polluting and exploitative technologies, in that it is pollution free and works in harmony with Nature.

Copyright © 2001. All rights reserved.